

- 5** Years Standard Warranty
- 7** Years Extended Warranty
- 1000V** Surge Protection
- DALI & 1-10V** (0-10V) Dimmable Options

General Specification

Voltage 220-240Vac
50-60Hz
CRI >80
Life Time 50,000h
Power Factor >0.95
Ambient Temp -20°C to 45°C
Housing Powder coated aluminum
Diffuser TP(a)



Abden-Pro

Switchable CCT / wattage backlit LED panel with emergency option

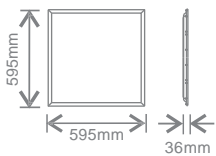
- Switchable CCT (3000K/4000K/6500K)
- Switchable wattage for 1195mm x 595mm and 1195mm x 295mm models
- TP(a) rated diffuser
- Square edge tray with robust structure to allow even light distribution around the edge
- DALI, 1-10V (0-10V) and PUSH alternative driver available
- IP44 when ceiling recess mounted
- Flicker free
- UGR<19

- Plug-in emergency
- CCT switching
- Wattage switching
- Flicker free

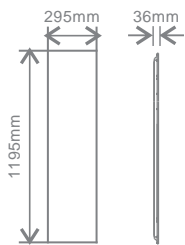
CHIP **OSRAM** LUMILEDS
DRIVER **PHILIPS** LIFUD®



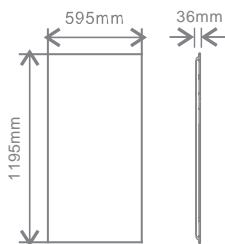
Dimensions



EPNL30BL2



EPNL2736BL2/1203



EPNL5472BL2/1206

Order Code	Power	Dimension	CCT	Lumen	Trade Price	
EPNL30BL2	30W	595x595	Switchable*	3200lm (3000K)		
				3400lm (4000K)		
				3400lm (6500K)		
Order Code	Default Power	Alternative Power	Dimension	CCT	Lumen	Trade Price
EPNL2736BL2/1203	27W	-	1195x295mm	Switchable*	3040lm (3000K)	
					3240lm (4000K)	
					3240lm (6500K)	
EPNL5472BL2/1206	54W	-	1195x295mm	Switchable*	3960lm (3000K)	
					4160lm (4000K)	
					4160lm (6500K)	
EPNL5472BL2/1206	-	72W	1195x595mm	Switchable*	6150lm (3000K)	
					6350lm (4000K)	
					6350lm (6500K)	
EPNL5472BL2/1206	-	72W	1195x595mm	Switchable*	7970lm (3000K)	
					8170lm (4000K)	
					8170lm (6500K)	