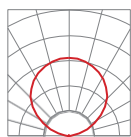


Bile

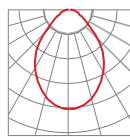
Interior LED batten with multiple mounting options

- Slick and stylish design, ideal for modern offices
- Surface, suspension, Global / Unipro 3-circuit or interlock mounting options
 - Variety of diffuser and beam options
- Built-In backlight option available (30% up and 70% down)
 - Low glare, UGR<19 for microprism PS diffuser
 - DALI dimmable option available

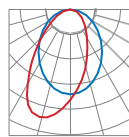
CHIP OSRAM LUMILEDS
DRIVER PHILIPS LIFUD



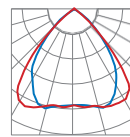
Up Light 110°



Down Light 80°



Down Light 55° x 90°



Down Light 85° x 85°


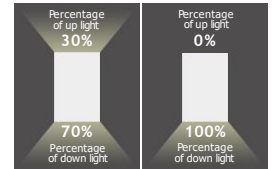
Order Code	Type	Power	Length	Beam Angle	Finish	CCT	Lumen	Trade Price
EBTN45LH	Standard	45W	4ft	80° *	White Black	4000K	5000lm	
				85° x 85°			5000lm	
				55° x 90°			2700lm	
EBTN45LH/D	DALI	45W	4ft	80° *	White Black	4000K	5000lm	
				85° x 85°			5000lm	
				55° x 90°			2700lm	
EBTN60LH	Standard	60W	5ft	80° *	White Black	4000K	6500lm	
				85° x 85°			6500lm	
				55° x 90°			3100lm	
EBTN60LH/D	DALI	60W	5ft	80° *	White Black	4000K	6500lm	
				85° x 85°			6500lm	
				55° x 90°			3100lm	

ELETI
LIGHT

5 5 Years
Standard Warranty

7 7 Years
Extended Warranty

2000V
Surge Protection
(L to GND)



General Specification

Voltage 220-240Vac
50-60Hz
CRI >80
Life Time 50,000h
Power Factor 0.98
Ambient Temp -20°C to 45°C
Housing Extrusion Aluminum
Diffuser Polycarbonate



Dimensions

