

# Phine

LED flood light

- Diecast aluminium body
- Surge protection
- Slim profile
- 1m of H05RN-F 3 x 1mm<sup>2</sup> cable

CHIP **OSRAM** LUMILEDS  
DRIVER **PHILIPS** LiFuD<sup>®</sup>


- 3** 3 Years Standard Warranty
- 1000V** (10W,20W) Surge Protection (L-to GND)
- 2000V** (30W,50W) Surge Protection (L-to GND)



Optional Connector  
KCWP3IN

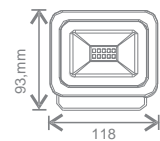
### General Specification

Voltage	220-240Vac 50-60Hz
CRI	>80
Life Time	50,000h
Power Factor	>0.90
Ambient Temp	-20°C to 50°C
Housing	Diecast aluminum

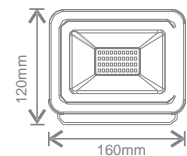


Angled bracket for easy installation

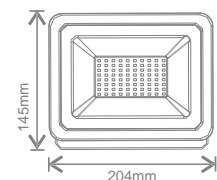
### Dimensions



EFLDHS10



EFLDHS20



EFLDHS30

Order Code	Power	Beam Angle	Finish	CCT	Lumen	Trade Price
EFLDHS10	10W	110°	Black	3000K	650lm	
				4000K	750lm	
				6500K	750lm	
EFLDHS20	20W	110°	Black	3000K	1400lm	
				4000K	1500lm	
				6500K	1500lm	
EFLDHS30	30W	110°	Black	3000K	2150lm	
				4000K	2250lm	
				6500K	2250lm	
EFLDHS50	50W	110°	Black	3000K	3900lm	
				4000K	4000lm	
				6500K	4000lm	



**3** 3 Years  
Standard Warranty

**1000V** (10W,20W)  
Surge Protection  
(L to GND)

**2000V** (30W,50W)  
Surge Protection  
(L to GND)



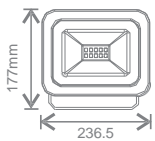
Optional Connector  
KCWP3IN

Order Code	Power	Beam Angle	Finish	CCT	Lumen
EFLDHS100	100W	110°	Black	3000K	9500lm
				4000K	10500lm
				6500K	10500lm
EFLDHS150	150W	110°	Black	3000K	14000lm
				4000K	15000lm
				6500K	15000lm
EFLDHS200	200W	110°	Black	3000K	21500lm
				4000K	22500lm
				6500K	22500lm

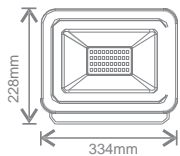
**Accessory**

Type	Order Code	Description	Trade Price
Connector	ECWP3IN	IP67 In-line Connector	

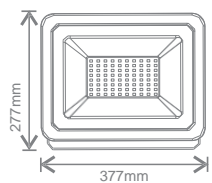
**Dimensions**



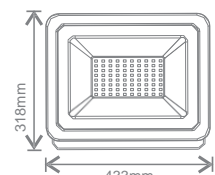
EFLDHS50



EFLDHS2100



EFLDHS150



EFLDHS200