

**5** 5 Years  
 Standard Warranty

**7** 7 Years  
 Extended Warranty

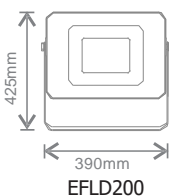
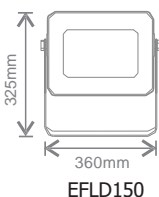
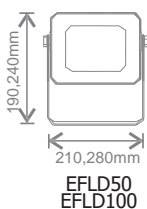
**⚡** 2000V  
 Surge Protection  
 (L to GND)

**General Specification**

Voltage 220-240Vac  
 50-60Hz  
 CRI >80  
 Life Time 50,000h  
 Power Factor >0.90  
 Ambient Temp -20°C to 50°C  
 Diecast  
 Housing aluminum


**IK08**
**IP65** 10W / 20W  
 IP44 with sensor

**IP44** 30W / 50W

**Dimensions**


# Gentas

(50W, 100W, 150W, 200W)

LED flood light

- Switchable CCT as option (3000K/6500K)
- Plug & play PIR sensor with or without remote control as option.
- Plug & play Dusk to Dawn sensor as option
- Leads length of 1 meter
- IP65 connector allowing external wiring



CCT switching



Plug-in on/off sensor

Dusk to dawn sensor



Modular design

 CHIP **OSRAM** **LUMILEDS**  
 DRIVER **PHILIPS** **LIFUD**


Order Code	Power	Beam Angle	Finish	CCT	Lumen
EFLD50	50W	110°	Black	4000K 6500K	<b>4500lm</b> <b>5000lm</b>
EFLD100	100W	110°	Black	4000K 6500K	<b>10500lm</b> <b>11050lm</b>
EFLD150	150W	110°	Black	Switchable*	<b>16000lm(3000K)</b> <b>16500lm(6500K)</b>
EFLD200	200W	110°	Black	Switchable*	<b>20550lm(3000K)</b> <b>21500lm(6500K)</b>

\* When CCT switchable, colour temperature switches 3000K &amp; 6500K

**Optional Gears**

Order Code	Description	Trade Price
EPT-Q5B-PS	PIR sensor	
EPT-Q5B-RPS	PIR sensor with remote control	
EPT-Q5B-DTD	Dusk to Dawn Sensor	