

# Gamma

Premium high-power LED high mast floodlight

- 5** Years  
Standard Warranty
- 7** Years  
Extended Warranty
- 10000V**  
Surge Protection  
(L to GND)
- 100-240V**  
Input voltage

- IP66, IK08
- High power up to 1500W
- Efficiency up to 140lm/W
- Modular spacing allows for enhanced heat dissipation
- Available in various wattage and illumination pattern choices
- Drivers are provided for remote installation



Flicker free

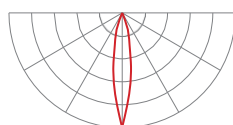


Ultra high efficiency

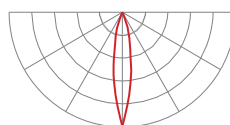
CHIP **OSRAM** **LUMILEDS**  
DRIVER **PHILIPS** **MW**  
MEAN WELL

## General Specification

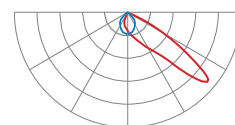
Voltage 100-240Vac  
50-60Hz  
CRI >70  
Life Time 54,000h  
Power Factor 0.95  
Ambient Temp -20°C to 55°C  
Housing Powder coated  
Die-cast



10°



20°

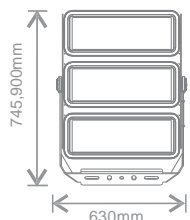
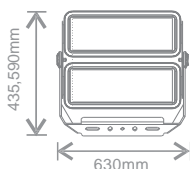
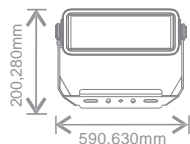


Asymmetric 50°

## Lighting Unit (Must be ordered with corresponding driver pack)

Order Code	Power	Beam Angle	Finish	CCT	Lumen	Trade Price
EFLD250-500Q	250W 500W	10° / 20° / Asymmetric 50°	Grey	5000K	42000lm 56000lm	
EFLD750-1000Q	600W 800W	10° / 20° / Asymmetric 50°	Grey	5000K	84000lm 112000lm	
EFLD1250-1500Q	1000W 1200W	10° / 20° / Asymmetric 50°	Grey	5000K	140000lm 168000lm	

## Dimensions



1-10V (standard) DALI / DMX512 as special order

www.eletilight.com