

Beta

(500W/600W, 1000W/1200W)

Round LED Stadium light

- Stadium lighting application.
- High Power, from 50W to 1200W
- Efficiency of 150lm/W
- Multiple options for optics including asymmetric options
- IP66, IK08

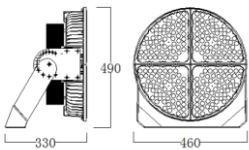
- 5** Years Standard Warranty
- 7** Years Extended Warranty
- 6000V** Surge Protection (L to GND)
- 100-277V** Input voltage

General Specification

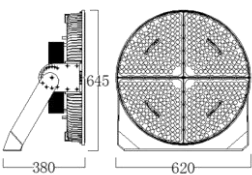
Voltage 100-277Vac
50-60Hz
CRI >80
Life Time 54,000h
Power Factor 0.98
Ambient Temp -30°C to 55°C
Housing Diecast duminum



Dimensions



ESRFLD500/600



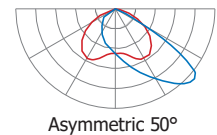
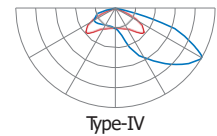
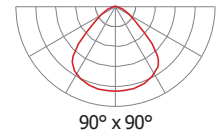
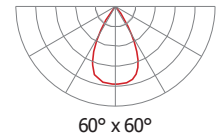
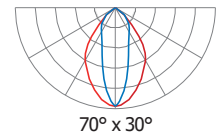
ESRFLD1000/1200

Wattage switching

Flicker free

Ultra high efficiency

CHIP **OSRAM** **LUMILEDS**
DRIVER **PHILIPS** **MW**
MEAN WELL



Order Code	Default Power	Power	Beam Angle	Finish	CCT	Lumen	Trade Price
ESRFLD500	500W	500W	Selectable Option	Black	5000K	75000lm	
ESRFLD600	600W	600W	Selectable Option	Black	5000K	90000lm	
ESRFLD1000	1000W	1000W	Selectable Option	Black	5000K	15000lm	
ESRFLD1200	1200W	1200W	Selectable Option	Black	5000K	180000lm	