

# Tumul

## Modular linear LED low bay & architecture flood light

- Modular design with extendable LED lighting module
  - High efficiency upto 160lm/W
  - Surface and suspended mounting
- Can be used as exterior architecture flood light
  - IP65 and vandal resistant IK10

- 5** Years Standard Warranty
- 7** Years Extended Warranty
- 2000V** Surge Protection (L to GND)
- 100-240V** Input voltage

- Plug-in emergency
- Plug-in corridor sensor
- Flicker free
- Modular design
- Ultra high efficiency

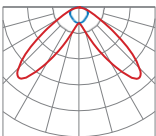
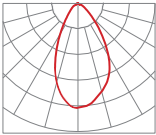
CHIP **OSRAM** **LUMILEDS**  
DRIVER **PHILIPS** **MW MEAN WELL**



LED Low bay  
Suspended mounting



Architecture flood light  
Surface mounting with brackets

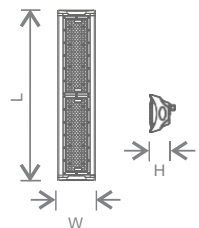


### General Specification

Voltage 100-240Vac  
50-60Hz  
CRI >80  
Life Time 50,000h  
Power Factor >0.95  
Ambient Temp -20°C to 50°C  
Housing Aluminium



### Dimensions



Order Code	Power	Beam Angle	CCT	Lumen	Dimensions L W H
ELBC50L1	50W	90° Polarized	5000K	<b>65000lm</b>	275*85*45mm
ELBC100L1	100W	90° Polarized	5000K	<b>13000lm</b>	546*85*45mm
ELBC150L1	150W	90° Polarized	5000K	<b>19500lm</b>	793*85*51mm
ELBC200L1	200W	90° Polarized	5000K	<b>26000lm</b>	1052*85*51mm

### Optional Gears

Type	Order Code	Description	Trade Price
Sensor*	EPT-KHBNC1-MWS1*	IP65 Microwave motion sensor	
Emergency Module*	EPT-KLBCLC-EME*	Emergency module extension	

\*On site commissioning available upon request